

2023 annual report to the
Community

Pooraka Community Kindergarten

Pooraka Community Kindergarten number: 2656

Partnership: Montague



Preschool director:

Kate Walker

Signature



Government
of South Australia
Department for Education

Date of endorsement:

20/02/2024

Context Statement

Information about Pooraka Community Kindergarten is available on the centres website, as well as the Australian Children’s Education and Care Quality Authority (ACECQA) website.

Governing Council

In 2023 Governing Council agreed to budget for an outdoor and indoor upgrade. Through our work on wellbeing we recognised Educators’ efforts to declutter and redecorate the play-spaces. The work should be completed in early 2024. This will include screening between the neighbour’s yard and our mud-kitchen play space, covering the chain link fence so that children can no longer see into the yard. This area was screened with mesh/shade cloth, however, it hasn’t worn well in the elements. We are hoping for bamboo screening panels, giving the play space a natural look. Educators introduced a new communication app uploading photos and curriculum content to Class Dojo. Families found the app easy to navigate. Class Dojo has been an efficient way to share with and receive information from families. Our Governing Council chose to focus on one Fundraising event. Our Climb-a-thon was well attended by families and extended families supporting raising money to purchase gross motor equipment and new balls (basketball, football, tennis). Educators shared photos of equipment purchased and children enjoying using the balls in play. We have endorsed 3 updated Policies and Procedures: Local healthy food supply and nutrition policy, Sun protection policy, Local water safety procedure. It has been a busy year!

Preschool Attendance

	Term 1	Term 2	Term 3	Term 4
2020 centre	86%		69.1%	86.4%
2021 centre	83.3%	87.9%	89.8%	80%
2022 centre	77.2%	69.7%	65.8%	69.8%
2023 centre	87.1%	82.5%	86%	83.1%
2020 state	89.1%		84.6%	85.8%
2021 state	87.3%	85.3%	87.1%	84.5%
2022 state	83.6%	77.6%	77.9%	77.8%
2023 state	85.4%	82.9%	83.4%	81.4%

Based on attendances recorded in the two-week reference period each term. Data for eligible enrolments as described in the department’s Enrolment policy. Attendance rates may differ to previous reporting with the transfer from calculations based on deemed attendance to actual attendance using booked hours divided by attended hours. Data Source: Department for Education Attendance Data, Semester 1 Report 2023. A blank cell indicates there we no students enrolled.

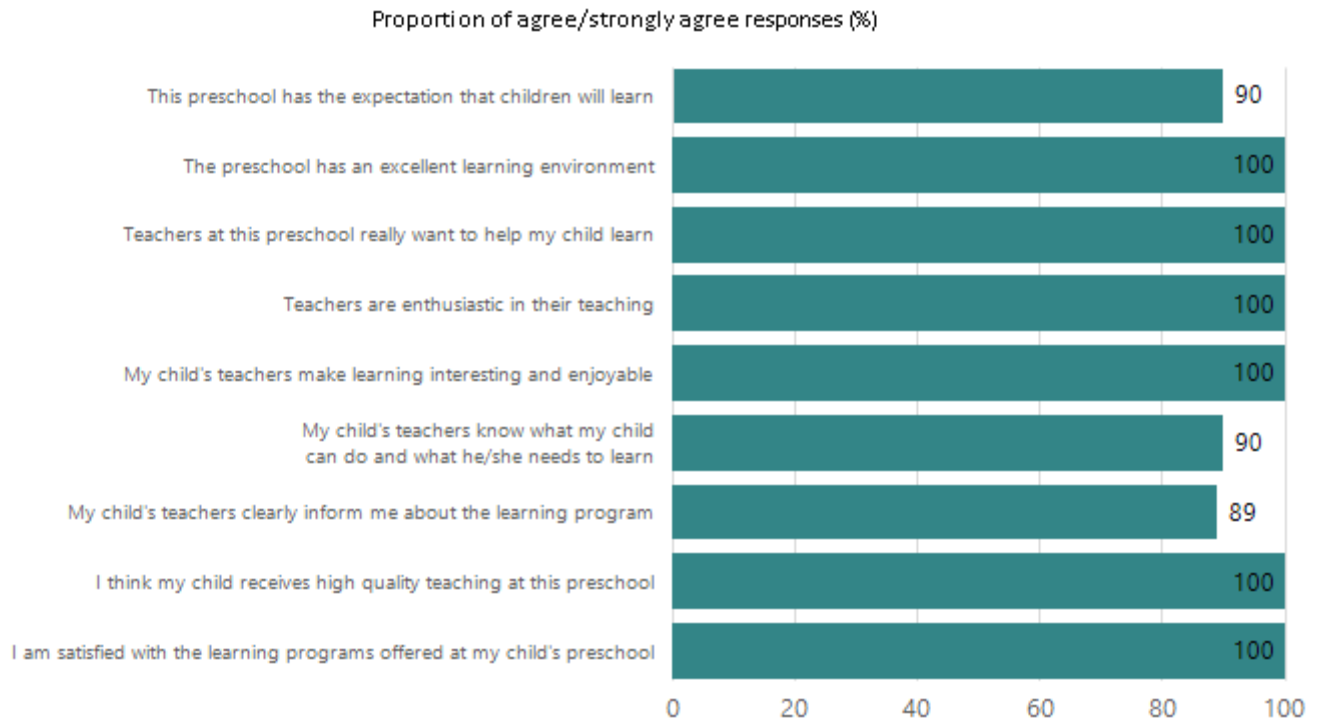
Note: Term 2 2020 data may not be available for all preschools.

Attendance Comment

In South Australia, preschool attendance is not compulsory, but it is strongly encouraged. Preschool gives children the best opportunity to develop skills, which prepare them for school. These benefits include establishing positive routines and habits, friendships and connections as well as developing communication, problem-solving and creative skills. All children are entitled to access a preschool program over 4 terms the year before they start school.

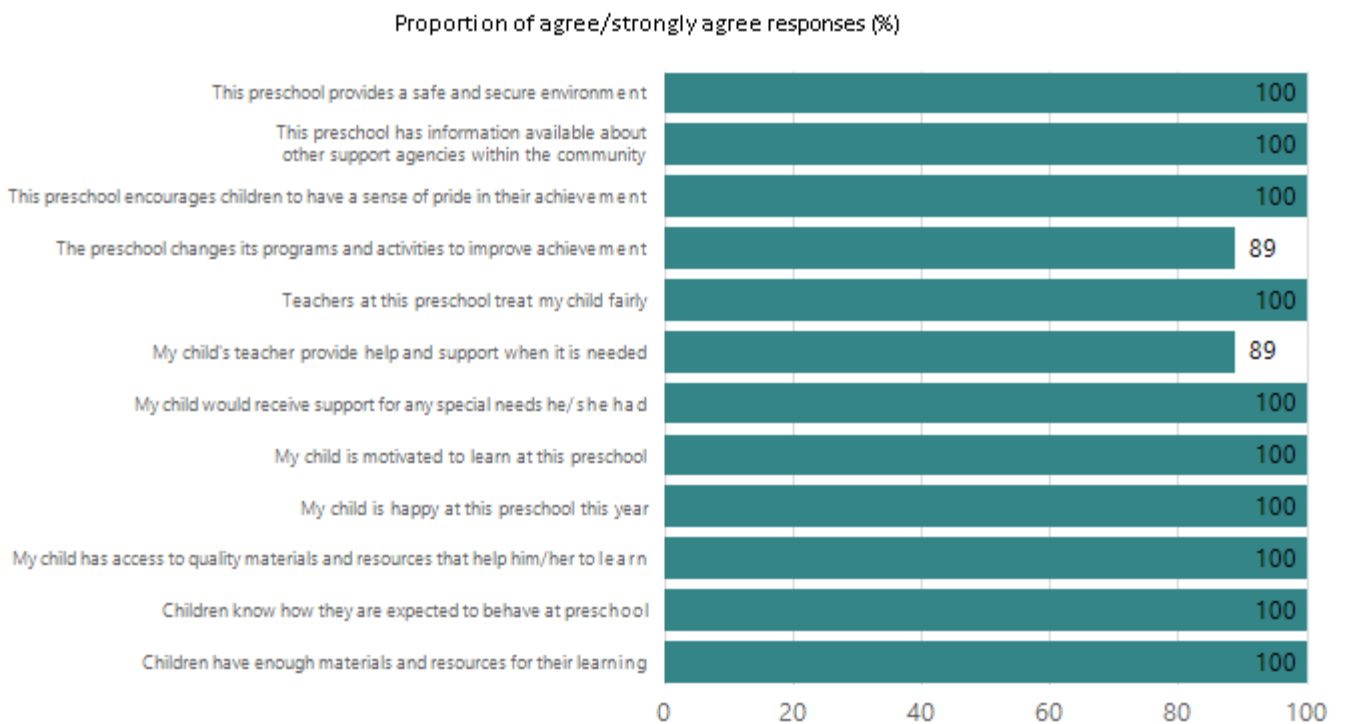
Preschool Family Opinion Survey

Quality of Teaching and Learning



Data Source: 2023 Department for Education Preschool Family Opinions Survey, Term 3 2023.

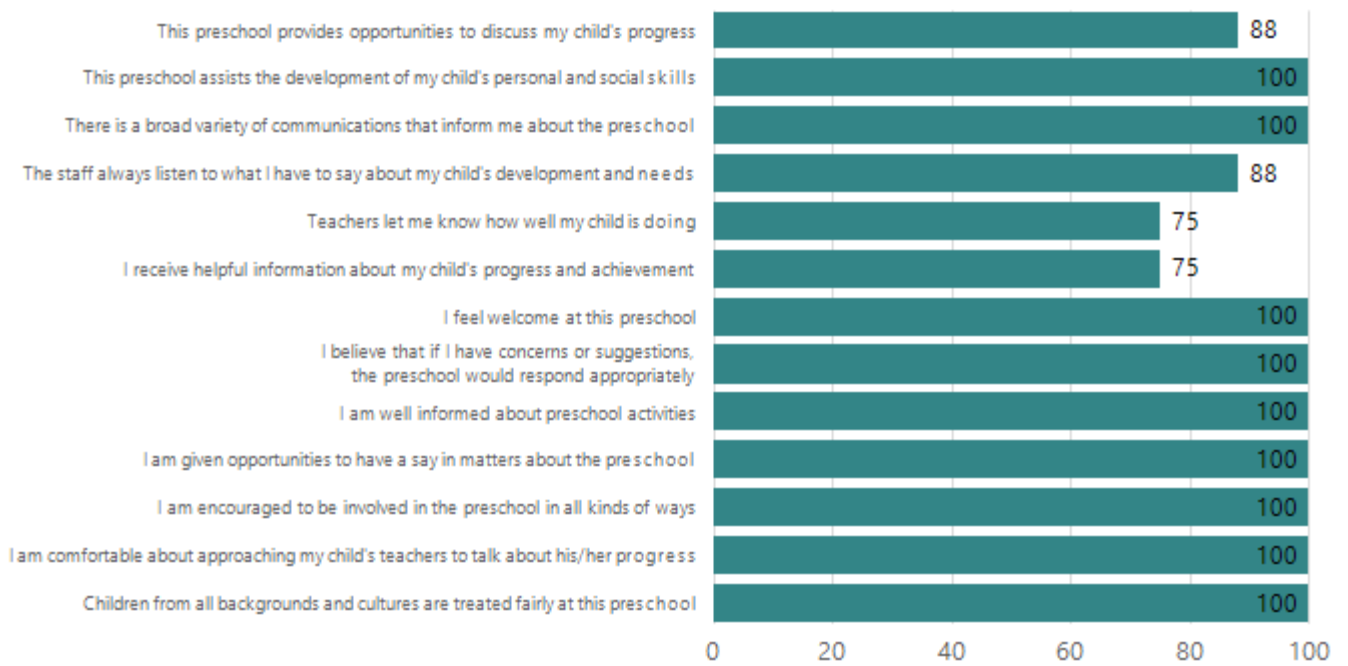
Support of Learning



Data Source: 2023 Department for Education Preschool Family Opinions Survey, Term 3 2023.

Relationships and Communication

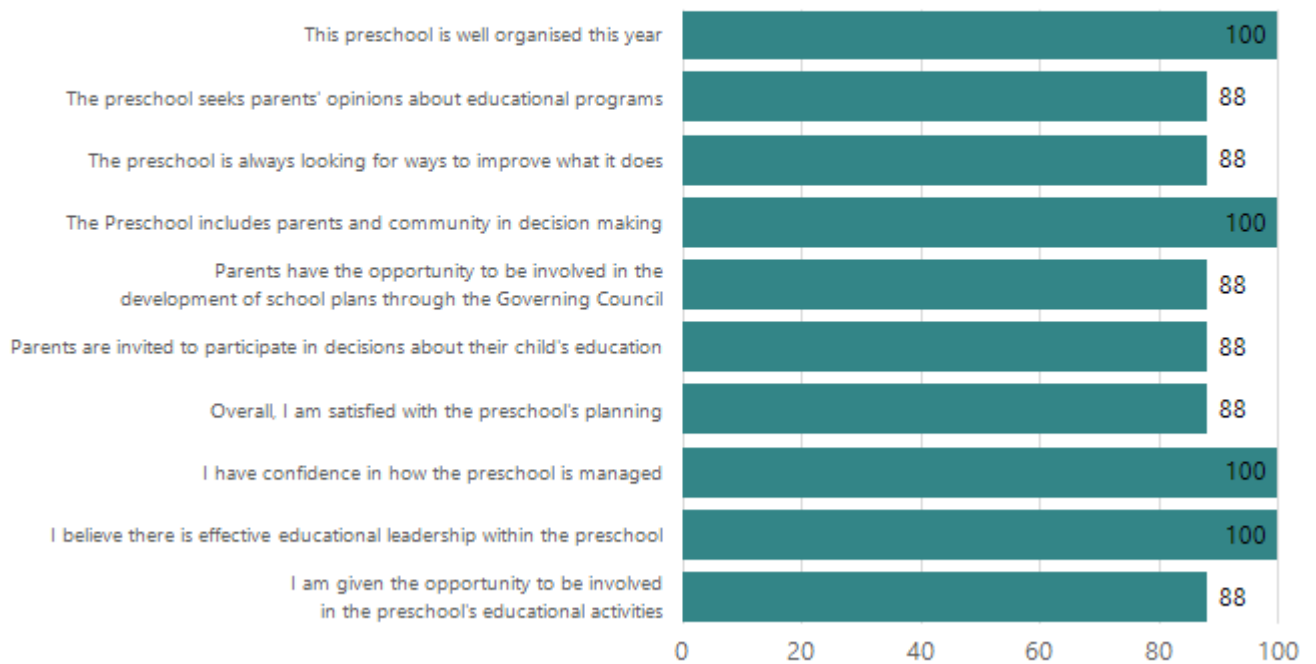
Proportion of agree/strongly agree responses (%)



Data Source: 2023 Department for Education Preschool Family Opinions Survey, Term 3 2023.

Leadership and Decision Making

Proportion of agree/strongly agree responses (%)



Data Source: 2023 Department for Education Preschool Family Opinions Survey, Term 3 2023.

Destination Schools

Feeder Schools (Site number - Name)	2021	2022	2023
0352 - Pooraka Primary School	26.5%	19.2%	22.0%
0987 - Mawson Lakes School		4.3%	
1134 - East Para Primary School	4.1%		
1162 - Ingle Farm Primary School			3.4%
1848 - Golden Grove Primary School		4.3%	
9999 - Unknown	61.2%	68.1%	64.4%

Note: The data is collected in term 3. It does not reflect actual schools enrolled in by existing preschool children. A blank cell indicates there was no data for students enrolled.

Data Source: Department for Education Destination Data Report, 2023.

Highest Qualifications held by the teaching workforce and workforce composition

All teachers at this school are qualified and registered with the SA Teachers Registration Board.

Qualification Level	Number of Qualifications
Bachelor's degrees or Diplomas	4

Data Source: Data extracted from Mandatory Workforce Information Collections as on the last pay date of June 2023. As self-reported by staff in the system.

Please note: Data includes staff who are Actively employed and on extended paid leave. Please note only the highest qualification of the Teaching staff is reported. Excludes any number of other certifications earned.

Workforce composition including indigenous staff

	Teaching Staff		Non-Teaching Staff	
	Indigenous	Non-Indigenous	Indigenous	Non-Indigenous
Full-Time Equivalents	0.0	3.1	0.0	1.4
Persons	0.0	4.0	0.0	2.0

Data Source: Data extracted from Mandatory Workforce Information Collection as on the last pay date of June 2023.

Please note: Data includes staff who are actively employed and on extended paid leave. "Indigenous category" is self-reported by staff in the system.

Financial Statement

Funding Source	Amount
Grants: State	583278.41
Grants: Commonwealth	0
Parent Contributions	23082.5
Fund Raising	1336.55
Other	8451.32

Data Source: School supplied data.